

Guidance for measuring in Crown Green Bowls

This document is extracted from the BCGBA web site and reproduced here for convenience and printing if needed.

If confirmation is needed please refer to the BCGBA web site

<http://crowngreenbowls.org/> and select “Referees” and “Measuring”

for the definitive version.

BCGBA

British Crown Green Bowling Association

Referees Society Measuring Recommendations

Measuring Devices

The list of approved measuring devices is now to be found in the re-drafted Laws of the Game, Section 1, Equipment viz:

- 1. Any Crown Green metal measure
- 2. Any form of String measure
- 3. Any Telescopic measure
- 4. Callipers
- 5. Feeler Gauges

It makes sense that measuring devices should be smooth in operation so as to obviate disturbing either bowl or jack due to jerkiness while adjusting, but firm when locked, or finally adjusted in the case of telescopics and callipers, so that the distance set is maintained when moving from one bowl to the other.

Definitions

Adjustable End

In the case of a 19 metre tape or spring loaded reel measure, this is the end of the measuring device that houses the reel of tape or string. Telescopic measures usually have a small ferrule on the extending end which can be screwed in or out for a final adjustment. In the case of pure string measures (pegs), the adjustable end is the pointy device which slides along the string and is locked in place using thumb/finger pressure.

Loose end

Somewhat of a misnomer as this is the end of the measuring device which is fixed, and at the end of the measuring device distant from the adjustable end (as defined above).

The above definitions have no significance with regard to callipers and feeler gauges.

B.C.G.R.S. Recommended Measuring Techniques

Stipulations regarding measuring which are incorporated in the Laws of the Game:-

- A certified tape at least 19 metres long should be used for measuring a mark.
- Referees and Measurers are not allowed to place finger or thumb on either jack or bowl while measuring.
- No measuring is permitted until the end is finished.
- The adjustable end of the pegs or permitted metal measures as approved by the B.C.G.B.A. must be taken to the jack.

Having said that, the British Crown Green Referees Society recommend using the methods outlined in the following two sections.

Mark or Footer Placement

When measuring a mark, the loose end of the tape is first taken to the nearest point of the jack and the adjustable end is then taken over the footer so that measurement can be taken to the centre of the footer. The same method is used to measure a bowl claimed to be less than 3 metres from the footer.

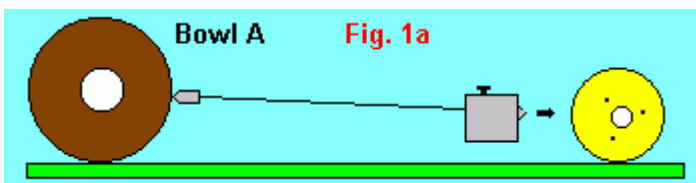
To measure placement of the footer relative to the edge of the green, the loose end is taken to the edge of the green.

Measuring Bowls to Determine the Winner

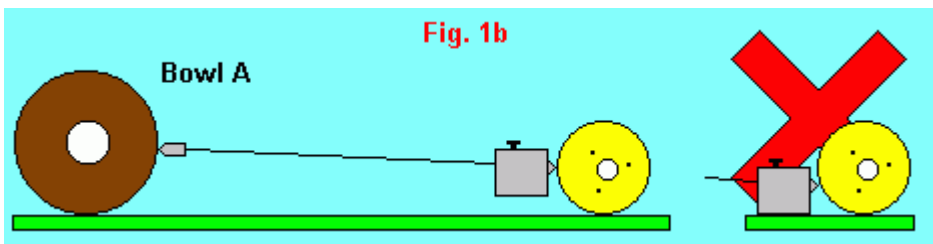
1. Self retracting measures with locking mechanism:

Note: Most of the self retracting devices have a moulded point at the back of the casing which, no matter which manufacturer has produced it, is at the same height from the base of the device. These are all designed to be used with the base of the device grounded so that the pointer will more or less contact a spherical flat green jack at its mid point. A Crown Green Jack is considerably larger and not spherical, so this type of device should not be used with the base grounded in Crown Green, as it is highly unlikely that the pointer will make contact with the nearest point of the jack to the bowl in question.

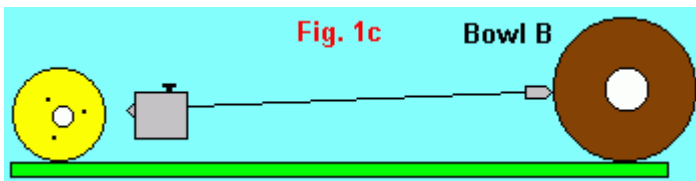
In the following, Bowl 'A' is the first bowl to be measured, Bowl 'B' the second.



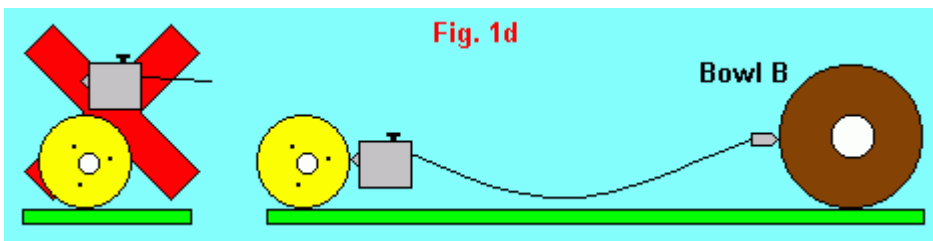
1a. First, take the loose end to the nearest point of Bowl 'A'.



1b. Second, take the adjustable end to the nearest point of the jack and, when both ends are just touching bowl and jack with the string or tape tight, activate the locking device.



1c. Now take the loose end to the nearest point of Bowl 'B' and if the adjustable end does not reach the nearest point of the jack then Bowl 'A' is the winner.



1d. If the adjustable end reaches the jack and the string or tape is now slack, then Bowl 'B' is the winner.

1e. The B.C.G. Referees Society also recommend that, without altering the measuring device in any way, the measure is again tried between Bowl 'A' and the jack to verify that the locking device has not allowed the string or tape to slip thus altering the measurement.

2. Telescopic, Callipers, Feeler Gauges:

2a. Adjustment of these devices should be done either to one side of, or above the jack and bowl, and then tried by lowering the device between jack and bowl. Remove from between jack and bowl to make any adjustment.

Repeat this process until a good fit is obtained between the nearest points of the jack and the first bowl to be measured. The device can now be tried between the jack and the other bowl to be measured.